


# McPherson County



K-State Research & Extension  
600 West Woodside, McPherson KS 67460  
620-241-1523 FAX 620-241-3407  
www.mcpherson.ksu.edu

## APRIL 2021



## Clover Corner

**Lindsey Muetting**  
**County Extension Agent**  
**4-H Youth Development**



**K-STATE**  
Research and Extension



The weather is warming and I have enjoyed some good time outside lately. Once we hit May it seems like the remaining portion of the 4-H year flies by! Take this month to really plan out your 4-H projects and goals! We look forward to seeing each of you more often as we get back into more in person programming. Please remember that at this time it is Kansas State University policy that masks are required at indoor and outdoor events. As we follow any protocols required, remember the blessing of being able to meet this spring and summer in person as we learn and grow together! Check out the information later in the newsletter on the Virtual Night Out! I am so excited about this opportunity for us and Central Kansas District 4-H Families!! You will not want to miss this exciting event!

~Lindsey

### Enrollment Deadline Approaching

In order to participate at the 4-H Fair, all enrollments must be 100% complete by May 1. Visit [v2.4honline.com](http://v2.4honline.com) to create a family profile and enroll each youth! Remember that you are able to access your enrollment information at any time online. If you would like to add a project for 2021, this must be done by May 1. At this time you are unable to drop projects in the system, we will let you know when this option becomes available. Please contact Lindsey with any questions!

### TWO NEW PROJECTS

The state has added two new projects to 4HOnline: STEM, Ag Mechanics, and STEM, Architectural Block Construction. If you build things out of blocks, legos®, etc., the Architectural Block Construction is the project you need to be enrolled in, NOT visual arts. Rules that follow state fair guidelines will be in the fair book when it is complete. Make sure to log into [v2.4honline.com](http://v2.4honline.com) to add these or any other projects of interest by May 1.

### 4-H Calendar

#### April

- 1 County 4-H Council\Ambassadors
- 1 Beef Tagging
- 8 Bring Your 4-H Projects to Life
- 8 Jr. Leader Exchange
- 15 6 a.m. - Oz-Some Camp Registration OPENS!
- 22 Jr. Leader Exchange
- 25 Virtual Magic Show- Family Night! MP & CKD - 6:00 p.m.
- 27 Swine Tagging
- 28 Meat Goat\Sheep Tagging

#### May

- 1 Add/Drop Enrollment Deadline
- 1 Counselor Applications Due
- 1 Livestock IDs Due

## In The News

If you have something you would like in the next Clover Corner (May) please email the information to Lindsey by April 16. Project news, upcoming meetings and events or accomplishments can all be shared in this newsletter! Get published to keep others informed!

## 4-H Council

The next meeting will be held April 1 at 7 PM. We are excited to welcome you back to the Extension Office! Please be sure to wear masks to this meeting. If you are an Officer- please make sure to complete your tasks, arrive 10 minutes early and be ready for the meeting. If you have questions on this please let Lindsey know! A Zoom link will be provided via email for those wishing to join on Zoom.

## Development Fund

ONE MONTH LEFT! The development fund will end on May 1 and we have only received a handful of donations into the Extension Office. Please make sure that the donors on your club's list are being contacted in some form. If you have not reached out to businesses- contact your leader for information on what you can do to help with this important task!

## Club Day Results

Thank you for all the participation in Multi-County 4-H Club Day! As we finish up judging- look for results to be posted soon! An exciting perk to the online presentations is that you can view them at any time! Visit [www.flipgrid.com/clubdays2021](http://www.flipgrid.com/clubdays2021)

## National Volunteer Week

National Volunteer Week is April 18-24, 2021. During this time I would like to thank each and every volunteer who makes the 4-H program and extra opportunities for youth possible in McPherson County! I would like to challenge each of you to pick at least one volunteer and call or write to thank them for the time and hard work they give to our 4-H program! Especially during this time your leaders and parents are working extra hard to find ways for us to connect and learn! THANK YOU VOLUNTEERS!



## “Fair-opoly”

## McPherson County 4-H Fair

The McPherson County 4-H Fair will be held July 23-26, 2021. YOU have decided on the 4-H Fair theme... now it is time for you to create what will be the cover of the 2021 fair book. Covers can be anything from hand drawn to computer generated, so everybody can participate!

Rules for the contest include:

- Cover must be 5.5"x8.5" portrait orientation
- The fair theme, McPherson 4-H Fair and dates must appear.
- Designs can be hand drawn, computer generated or both, use your imagination!
- The cover may include color

This contest is open to all current McPherson County 4-H members. Two top entries will be selected and be awarded cash prizes of \$40 and \$20 for 1st and 2nd. Submit your cover by April 27 to the Extension Office. You may email, mail or bring the entry by the office.

## 4-H Campference 2021

The Kansas 4-H Youth Leadership Council is excited to plan and host 4-H Campference!!! This event is focused on "betweenagers," youth ages 12-14, and will be held June 27-30, 2021 at Rock Springs 4-H Center.

Participants will experience the feel of a conference, while enjoying the "camp" activities Rock Springs 4-H Center has to offer. Campference will feature workshops about opportunities in the 4-H program, becoming a leader and activities to energize youth while learning healthy living skills and how to better interact with others. Participants will meet other youth from around the state of Kansas. Registration will open soon and will fill quickly. Watch for more information once available at: <https://www.kansas4-h.org/events-activities/camping/campference/index.html>

\$100 scholarships will be offered to all McPherson County 4-H members who register and attend the event. To receive the scholarship you must agree to share your experiences with the 4-H community in some way through a talk at 4-H Council, the fair, your club meeting, etc! Talk with Lindsey for more details!

## Discovery Days

Discovery Days will be held virtually this year, June 1- 4, 2021. This event is open to anyone 13 and older before January 1, 2021. More information will be published as it is available.

## OzSome 4-H Camp: Let's Glow Crazy!

We are SO EXCITED to be camping in person this summer at Rock Springs! There are however, many changes and protocols that we are working to meet- so read all information carefully!

Registration will be very limited in numbers. Camp will only be offered as full time camp for 2021 (9-12 year olds- 4-H age). Participants must be current McPherson County 4-H members for 2021. Registration for OzSome 4-H Camp will open to all counties at the same time and be first come first registered until full! A waiting list will then be available. Mark your calendars for April 15 at 6 AM!

As you prepare to register- please note the following details and helping points below!

**AGES** - Classification for camp eligibility will be calculated by 4-H Age. 2021 Camp is open to 4-H age youth 9-12.

**BUS** - We are working on bus transportation for all McPherson campers. There will be no fee for this transportation. We will also still be looking for a handful of adults to help ride with youth on the bus and transport luggage!

**COVID PROTOCOL** - Rock Springs is working hard to offer a safe environment at 4H Camp! We will continue to release information as we receive it. At this time masks are required except while eating, sleeping and swimming.

### SCHOLARSHIPS AVAILABLE

All McPherson County 4-H members are eligible for a scholarship to help with the cost of camp. (Mark yes during registration when asked if you have a scholarship code). You will then be asked to write a paragraph stating "Why you want to attend camp." Upon submitting, you will see a coupon code. Exit from the paragraph page and complete your camp registration with the coupon code. This scholarship has been increased to cover additional fees for camp- making your cost just \$125 for the 4 day camp experience. Thank you to the Tractor Supply Paper Clover Campaign for these extra funds to help with the cost of camp!

**REGISTRATION**— All registration for camp will be done ONLINE again this year! This will include registration information, scholarship paragraph for 4-H members, health profile and payment by credit card or electronic check. Before you are directed to Camp Doc, you will visit another site to check availability in the Camp Doc system. On April 15 at 6 AM please visit: <https://tinyurl.com/20214HCamp>

### REGISTRATION NOTES:

Mark YES when asked if you have a scholarship code. This will bring up more information on how to write a paragraph and receive your code!

You will be asked if you would like to add "Travel Protection" to your camp fee. This is a service offered by Camp Doc NOT by 4-H. We already provide extra insurance the entire time at camp plus travel if you are riding the bus. There is an option to simply decline this extra Travel Protection offer.

After you complete registration you must still complete the CAMPER PROFILE for each camper. This includes personal and health info and roommate requests. PLEASE get this done ASAP after registration!!

### COUNSELORS

**ATTENTION youth 14-18** - You may apply to be a counselor at OzSome 4-H Camp! Applications are due by May 1. Camp counselor training will be June 23-24 at Rock Springs. The counselor fee will be paid this year by the McPherson County 4-H Development Fund. Please complete your application at: <https://tinyurl.com/2021MPCounselor>

### CAMP HELP!

Bus transportation keeps all of our McPherson County youth safe while traveling and arriving on camp grounds. It is also a very fun experience for our 4-H youth and friends! In order to make it work we need volunteers! We will need 2-3 adults to help on Thursday, June 24 and Sunday, June 27. Volunteers will help by riding the bus and driving the Extension Pick-Up. For more information please contact Lindsey at 620-241-1523 or [Lmueting@ksu.edu](mailto:Lmueting@ksu.edu)



# VIRTUAL FAMILY MAGIC SHOW

Central Kansas District & McPherson County 4-H are SO excited to offer a special event to our 4-H families! Join us for a virtual night out together as a family! While this event is free, registration is required by going to <https://tinyurl.com/CentralMcPhersonVMS>. Also, be sure to go to <https://tinyurl.com/4hcardtrick> to gather things you will need during the show.



## Bring Your 4-H Projects to LIFE!

### College of Veterinary Medicine

The next session will be held on Thursday, April 8 at 7 PM as we learn from the K-State College of Veterinary Medicine. Register online by April 6 to insure you receive all program information.

[https://kstate.qualtrics.com/jfe/form/SV\\_3gwifu8Uic2L3T0](https://kstate.qualtrics.com/jfe/form/SV_3gwifu8Uic2L3T0)

Remember, you do NOT have to currently be enrolled in any specific project to come explore and learn with us! We try to record all sessions- so register even if you have a conflict on April 8!

## BRING YOUR 4-H PROJECTS TO LIFE

A monthly series of meetings for your 4-H projects, college, and careers!



#### 4-H Project

Each month we will focus on a different 4-H project for 1-hour in a virtual setting. You may find a new passion!



#### Grow in Your Project Work

Explore ways you can enhance your learning activities within your favorite projects.



#### Connecting to College & Career Readiness

College professors, professionals in the field, and others will share their experience(s) and help participants grow.

# PROJECT NEWS

**Beef** - Beef tagging and weigh in will be by appointment this year on April 1. Please make an appointment with Lindsey for what time (8:30-6:30) you will be planning to weigh & tag on the fairgrounds. All market animals must be tagged. We can tag any breeding animals at this time as well.

**Sheep/Meat Goats** - Weigh-In and Tagging will take place in the Fairgrounds Block Building from 3:30 to 6:30 pm on Wednesday, April 28. Please make arrangements to have all your market animals there that day to be tagged!

**Swine** - Swine Tagging will take place on the fairgrounds on Tuesday April 27 from 4:30-7:00 PM.

**Horse** - Horse IDs Must be signed by May 1! (Turn in April 30)

Mark your calendars as the SC District Horse show has been set for July 1 in Hutchinson. Please remember to complete level 1 testing prior to June. For more information contact the Extension Office. The 4-H horse rule book can be found at: <https://bookstore.ksre.ksu.edu/pubs/S133.pdf>

## Youth Livestock Quality Assurance REQUIRED

Youth for the Quality Care of Animals (YQCA) is a national, multi-species youth livestock quality assurance program. This training will be required yearly for all Beef, Sheep, Swine and Goat exhibitors prior to the 4-H Fair. This is also required prior to nominating any animals for State Shows! Our first in person training will be held April 5 at 10:45 AM at the Extension Office. We will hold at least one more in person training prior to the 4-H Fair. Visit [www.yqca.org](http://www.yqca.org) to register for the April 5 training.

## Livestock ID's

Are due into the Office on April 30. Horse ID's require a signature from an agent and must have photos. (You must bring in the original ID for a signature, not a copy). So make sure you get these filled out and turned into the office sooner rather than later. Late ID's will not be accepted.

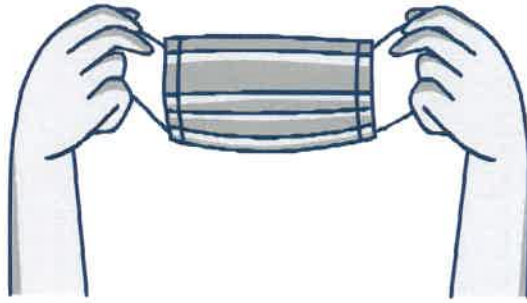
This includes beef, sheep, swine, dairy, horse, dairy goat, and meat goat.

*Exceptions to this are rabbit and poultry. Poultry do not have an ID form rather they will go through testing prior to the fair and receive bands to put on. Rabbit ID's are due June 1.*

# Welcome Back McPherson County 4-H

*We are all excited to hold our face-to-face meetings again.*

*Here are a few reminders on how to keep us all safe!*



## Before the Meeting:

- ✓ Stay at home if you feel symptoms - We will have a virtual option for you to join us if you cannot make it or feel safer participating from your home.
- ✓ Please bring a face covering- Fortunately, we all already recognize each other from ZOOM; therefore, please be sure to wear a face covering during our meeting. If you are unable to wear a face covering, please join us virtually and we'll see you on ZOOM!
- ✓ Wear face covering properly- As tempting as it is to lower your face mask to talk, fight that temptation! Proper protection will cover your mouth AND your nose, not only your chin.
- ✓ Wash your hands- Knock out some of those germs prior to coming! Wash those hands with soap and water for a minimum of 20 seconds prior to leaving your home.

## During the Meeting:

- ✓ Avoid physical greetings- It is natural to want to shake each other's hands, high five, or give a touch on the shoulder, but REMEMBER- It's safer to give a little wave or even a nice, quick head nod.
- ✓ Social distance- If we can read something our neighbor is holding, then we are TOO close! Please maintain a social distance of at least 6ft from each other to reduce any risk of transmitting COVID-19.
- ✓ Practice good hygiene- Have an itch on your face? Twinkle your nose like in "Bewitched" (ask your parents!) Do your best to not touch your face! Need to cough or sneeze? Cough or sneeze into your elbow but remember not to "elbow bump" with that same elbow to greet someone.
- ✓ Be wise: Sanitize- Washing hands with soap and water is the best way to get rid of germs, but in case you can't find a sink- we have you covered! We will have sanitizing bottles available for your convenience.
- ✓ Speak loudly- Don't be afraid to let your voice be heard. Those in the room and on ZOOM need to hear you!
- ✓ Fun and games- Recreation helps us get to know each other. Choose games that don't require shared equipment or contact!
- ✓ Snack wisely- Pre-packaged is the way to go!
- ✓ Stay on task- Let's keep our agenda goals in mind so we can make needed decisions, learn, have fun together, and make it home safe.



## After the Meeting:

- ✓ Disinfect surfaces- Don't disappear too quickly! We will need to disinfect our chair and table area prior to leaving.
- ✓ Avoid physical greetings- Give a little wave or head nod again on your way out.
- ✓ Wash your hands- You have heard this often, but repetition is good for the mind! Make sure to wash your hands again when you get home.



# Ag News

**Shad Marston**  
**County Extension Agent**  
**Agriculture and Natural Resources**



*As we change into next season, the desire to be outside and get our hands dirty increases. When we travel around in our communities, people are actively out and about attending outdoor events, walking/running, bike riding, working in their yards/gardens, and enjoying the new signs of spring. For farmers and ranchers, they are also gearing up for the new season of planting their fields to row crops and managing the new calves currently being born. Leading into the new season proper planning is essential and will be key for the success of your upcoming projects. K-State Research & Extension has lots of detailed information on many topics one might have in preparing for the hot summer months. Please stop by our office or give us a call or drop us an email to receive up-to-date, research backed information, one might be looking for.*

*More importantly, I want to personally thank everyone for their thoughts and prayers each has sent out to my family for the passing of my mother, Marllys Marston. My mother was a huge advocate and supporter of K-State Research and Extension, and all the activities KSRE supports. Mom had many lifelong friends she made as a 4-H member and 4-H leader. Both my parents were Master Farmer/Master Farm Homemaker Award winners in the class of 1984 as well as, associated with many other events that are supported by K-State Research and Extension-McPherson County.*



## Meat Science Series

Presented by the KDA and KSRE  
**April 20<sup>th</sup>, 7:00pm**

### Direct to Consumer Meat Sales

Licensing requirements, USDA vs State inspected product, Special claims labeling, Selling on the hoof vs by the package, Direct to consumer vs wholesale, Poultry exemptions

### Establishing a Slaughter and Processing Facility

Custom vs. State inspected, State vs USDA inspection, Licensing process, New Facility Handbook, Labeling approval



## Basics of Meat Science for Animal Processing

Presented by Francisco Najjar-Villarreal  
**April 21<sup>st</sup>, 2:00pm**

**Register for both at:**  
**<https://tinyurl.com/meatscience>**

## Master Gardeners & Friends



### Upcoming Events

All programs will be virtual Zoom meetings and the Extension Office has the link if you're not on the M/G list. Start time will be at 7:00 pm with Business meeting to follow. All zoom meeting will be recorded for view at later date.

April 22 Rain Gardens  
Sarah Graber

June 26 June Garden Tour  
Be watching for more details in the upcoming months!

## 2021 Wheat Tour Coming Soon

- 📍 Galle Farms Moundridge  
¼ North of intersection of 23<sup>rd</sup> and Cheyenne
- 📍 Schroeder Farms Inman  
¼ mile East of intersection of 4<sup>th</sup> and Cheyenne
- 📍 Patrick Farms Marquette  
NE corner of intersection Hwy 4 and 5<sup>th</sup> Ave

# April Garden Calendar

## Vegetables and Fruits

- Start fruit tree spray schedule when growth begins
- Plant carrots, onions, beets and other salad crops in early April
- Thin radishes, beets and carrots as needed
- Harvest asparagus until spear size decreases.
- Prune fruit trees if not already done
- Plant new fruit trees
- Plant asparagus and rhubarb
- Remove mulch from strawberry bed
- Prune raspberry and blackberry plantings
- Do not spray insecticides while fruits flower in order to protect the honeybees
- Plant beans, corn, vine crops in late April
- Cultivate to control seedling weed growth
- Turn the compost pile after a long winter rest
- Transplant broccoli, cauliflower and cabbage in the garden
- Fertilize vegetable garden before planting and incorporate

## Flowers

- Remove winter mulch from perennial garden
- Cut back last year's growth from perennials
- Remove seed heads from spring bulbs
- Do not remove foliage from spring flowering bulbs as growth is needed for next year's flowers
- Fertilize spring flowering bulbs
- Add organic matter such as compost before planting new flowers
- Divide perennials
- Plant new roses
- Prune rose bushes
- Fertilize rose bushes for spring growth
- Plant annuals from seed and transplants

## Lawns

- Apply crabgrass control by mid month
- Mow lawn as needed, bluegrass 2", tall fescue 3"
- Fertilize cool season lawns with slow release nitrogen fertilizer
- Do not fertilize zoysia this early in spring, nutrients go to weeds not dormant grass
- Spot treat broadleaf weeds such as dandelions, henbit, and chickweed
- Check mower and make needed repairs before season begins
- Sharpen mower blade
- No need to catch grass clippings if mowing frequently
- Do not water unless extremely dry, early irrigation sets turf up as high water user in summer

## Trees and Shrubs

- Prune spring flowering shrubs such as forsythia and lilac after flowering
- Prune trees as needed, and repair winter storm damage
- Topping is not pruning, never top a tree
- Plant new trees and shrubs
- Remove grass from base of young trees and shrubs to prevent lawn mower and line trimmer damage
- Apply mulch layer around plants
- Keep new trees and shrubs watered
- Fertilize young trees to promote growth

## House Plants

- Remove winter dust from leaves by gently rinsing with room temperature water
- Repot as needed, increase pot size by 1"
- Leach excess fertilizers from soil with water
- Begin summer fertilization of plants
- Do not move plants outside until night temperatures remain over 60 degrees
- Propagate house plants by cuttings or divisions
- Fertilize amaryllis and keep in bright light to encourage new leaves

# Considerations for Grazing Beef Cattle Supplement Programs

Twig Marston PhD

When we develop supplement programs for grazing cattle, we usually focus on animal nutrient requirements and forage nutrient concentrations to drive weight gain. However, we can also use supplements to enhance herd fertility and support herd health. The wide array of available supplement regimes gives us management tools that can relieve many of our problems and increase profitability. The keys to implementing the right supplement program at the right time are: correctly evaluating the situation, knowing the desired response, and selecting the supplement program that will perform as desired.

We can look towards supplements to tackle specific management problems like herd health. There are several feed additives available that target tick/fly control, disease prevention and herd management protocols that can be effectively delivered through a supplement. Today we have both natural and chemical options that are effective in controlling pesky fly and tick populations. Veterinary Feed Directives allow producers to take advantage of compounds that prevent and control deadly diseases. For example, antibiotics can be fed to prevent and treat anaplasmosis. And for nearly 50 years, we have had feed additives that are part of an effective estrus synchronization program. We have found that supplements will provide us with both practical and cost-effective solutions to many of our specific management needs.

Supplement programs are routinely implemented to optimize herd performance while best utilizing the amount and quality of available forage. Forage quality is simply the nutrient composition of the cattle's diet it consumes while grazing. It is interesting to note that cows, calves, and yearlings are selective grazers and when given the opportunity cattle select both which plant and which plant part they will eat. Research dating back as far as the mid-1900's has shown that when ample forage is available, cattle will consume immature green leaves first while avoiding stems and mature leaves. As grazing intensity increases, cattle adjust their diet to satisfy their appetites. Cattle will consume more mature leaves and plant stems simply to feel full. We also know that plants will change in nutritional composition as they mature. Typically, plants have less crude protein, more indigestible fiber and lower energy concentrations as grazing seasons progress. As plants mature and lose their nutritional punch, animal performance will suffer as shown in both Tables 1 and 2.

Table 1. Monthly steer gains and nutritive values of clipped Kansas bluestem pasture forages, 15-year average.

	May	June	July	Aug.	Sept.
Avg. Daily Gain, lbs	2.28	1.93	1.64	1.23	1.29
Crude protein, % dry matter	17.7	11.6	6.0	4.5	4.3
Crude Fiber, % dry matter	25.9	33.5	32.8	30.8	34.0

E.F. Smith, 1991, Ks. Ag. Exp Rep. 427.

Table 2. Daily gain of steers under continuous grazing of Nebraska mixed prairie forage, 9-year average.

	May 15 June 15	June 15 July 15	July 15 Aug. 15	Aug. 15 Sept. 15	Sept. 15 Oct. 15
Gain, lbs.	2.14	2.04	1.76	1.40	0.40

P.E. Reece, 1983, Range Beef Cow Symp. VIII.

When forages contain less than six to seven percent crude protein, we have found that supplementing protein will increase animal performance by changing forage intake and digestibility. This is because the low-quality forage fails to provide both the animal and the rumen bacteria with adequate protein. To get the most out of these types of forages we can feed supplemental protein to stimulate forage intake and increase average daily gains. The positive effects supplemental protein has on forage intake is demonstrated in a 1983 New Mexico study in which steers fed 0.8 pounds of supplemental protein increased prairie hay intake by 27%. Additionally, Oklahoma State University research has also reported supplemental protein dramatically increases low-quality forage intake. Forage intake is frequently increased by as much as 20-40 percent (see Graph 3).

Table 3. Average forage intake response to supplements containing various concentrations of crude protein.

Supplement crude protein, %	Intake response, %
Less than 15%	+9
15 to 25	+23
25 to 35	+60
Greater than 35	+36
Overall average	+33

R.C. Cochran, personal communication.



### ***(Grazing Beef Cattle continued)***

While digestibility of low or medium-quality forage is typically increased when protein is added to the cattle's diet, the increases in digestibility are small when compared to the increases in forage intake. However, forage digestibility is consistently improved between 2 and 6 percentage units. It is important to remember that two factors must be present before protein supplementation is effective. First, the forage must be deficient in protein. And second, there must be an adequate quantity of forage which will allow the increase in intake to be expressed.

Energy supplements can be effective if forage is not abundant and/or when the animals' requirements cannot be met by grazing the available forages. We should implement energy supplementation programs when drought, young calves, and lactating females are major considerations. In these cases, additional energy can be supplemented in several different forms to balance the cattle diets. Range cakes, pelleted supplements and low-moisture blocks are all successful supplement types available to producers.

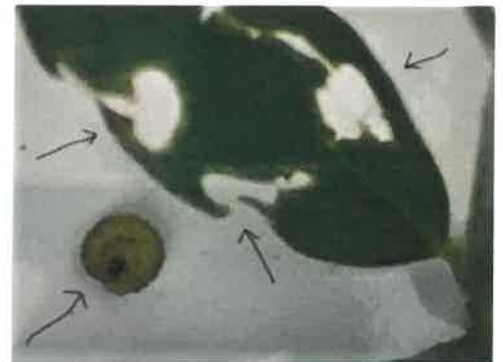
Balancing the diet is key to making any supplement program successful and especially true when feeding high energy supplements. Overfeeding energy, especially supplements high in grain starch, can have negative effects on forage intake and digestibility when protein intake is lacking. We know the rumen works most efficiently when protein and energy are in balance. That balance can be expressed as a ratio between the dietary percentages of Total Digestible Nutrients (TDN) and crude protein. When the percentages of TDN and crude protein ratio is greater than or equal to 6-8 to 1, cattle will increase dry matter intake as supplemental protein is added to the diet.

Finally, we should never overlook the importance of mineral and vitamin supplementation. Before, during, and after the breeding season, mineral supplements optimize pregnancy rates, milk production, herd health, and weaning weights. Over the past thirty years organic trace minerals have been shown to be more effective at balancing diets than many of the previously used inorganic mineral sources. We have found that mineral supplementation programs are a major component in an effective preventive herd health program. For example, adding supplemental magnesium to cattle diets consisting of lush, rapidly growing cool-season grasses prevent grass tetany. Research reports reveals that copper, zinc, and selenium are vitally important trace minerals for cattle. We should supplement our livestock to correct trace mineral deficiencies and imbalances and in return expect to build herd health, immunity, pregnancy rates, and weight gains.

There are so many supplement options available that it can be confusing as to which should be fed. You can always rely on a management team consisting of your nutritionist, feed dealer, veterinarian, and extension service for advice. Remember, improving reproduction, maintaining desirable body condition score, preparing cattle for their next life stage, assisting in herd health, increasing animal performance, and enhancing pasture conditions are the goals of a profitable supplementation program. Understanding the variations from ranch to ranch and year to year gives excellent managers the knowledge to implement successful supplementation programs.

## **Alfalfa Weevils**

Alfalfa weevil larvae have been hatching throughout south central and north central Kansas for the last couple of weeks. First larvae/feeding reported from south central Ks on March 1<sup>st</sup> and 21 from north central parts of the state. The easiest way to find new larvae is to note small, pinprick sized holes in leaves and/or brooming feeding damage on the tips of new terminals (Figure 1). Larval hatching and subsequent feeding will only increase as temperatures increase. It takes temperatures in the mid to low 20's(F) for a couple hours to actually adversely affect young larvae (remember 2018-and last year, 2020, in mid-April). Also, please remember - utilize whatever treatment threshold that has been successful for you in the past (hopefully - not just spray because your neighbor is - we use a 33-50% infestation level using the 'stem count bucket' sampling method). In addition, it is really important to spray with an adequate amount of carrier, i.e. water, to achieve good coverage. After application, and the reentry interval (REI) for the product used, continue monitoring as eggs may continue to hatch for another few weeks, or until swathing. Also, always check the preharvest interval (PHI) for your product of choice.



## **Army Cutworms**

Army cutworms are again relatively common this year, however, thus far, not nearly as destructive as last year (2020). This could be because infestations are much reduced compared to 2020 - or that growing conditions have been much better than last year for both alfalfa and wheat. However, birds (and/or skunks) feeding in alfalfa or wheat fields are still the easiest way to detect army cutworm larvae.



K-State Research & Extension  
McPherson County  
600 West Woodside  
McPherson KS 67460

## RETURN SERVICE REQUESTED

### AGENT CONTACT INFORMATION

**Lindsey M. Mueting**  
County Extension Agent  
4-H Youth Development  
[Lmueting@ksu.edu](mailto:Lmueting@ksu.edu)

**Shad Marston**  
County Extension Agent  
Agriculture and Natural Resources  
[smarston@ksu.edu](mailto:smarston@ksu.edu)  
Radio: Friday, 7:25 a.m.



K-State Research and Extension is an equal opportunity provided and employer. K-State Research and Extension is committed to making its services, activities and programs accessible to all participants. If you have special requirements due to a physical, vision or hearing disability, or a dietary restriction please contact Lindsey Mueting at 620.241.1523.